

Financial Market Transition

Legacy, Growth and
Collaboration

the ValueExchange



in partnership with



the case for transformation
thevalueexchange.co



Financial Market Transition Survey Key Findings

Financial Market Transition

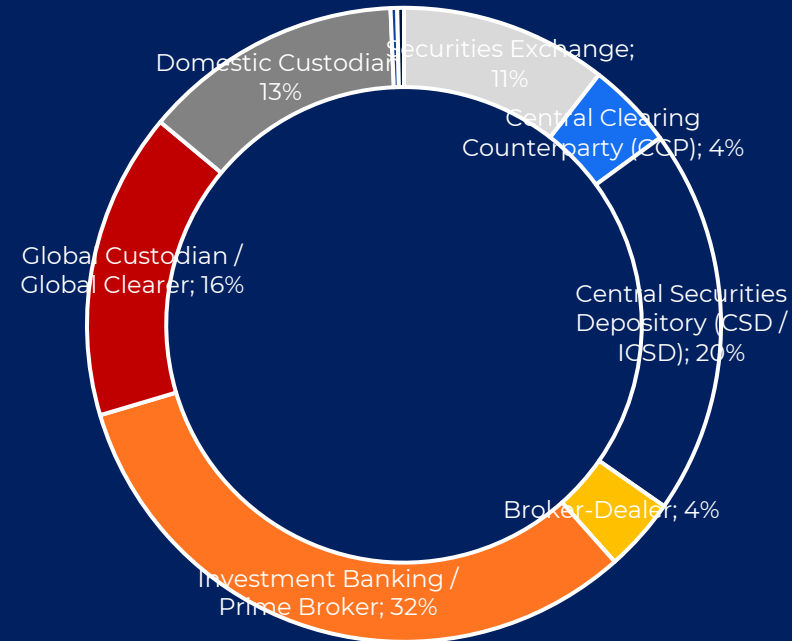
How are financial market infrastructures and their participants driving meaningful change today?

This ValueExchange survey **showcases the extensive reach of the Nasdaq client community globally**. Based on insights from across Nasdaq's international network, the research provides statistical clarity on how different profiles of organisation are shaping their transformation agendas for the coming years. Exploring the role of legacy technology and regulation as limiting factors for transformation, this survey is designed to help you map out your transformation journey.

This document summarises the **key statistical findings** of our research. If you would like to discuss your preparations further, please contact us at info@thevalueexchange.co

Who participated in our campaign?

As a truly industry-wide survey, we have benefited from the insights of over **305 organisations across the capital markets globally so far**. These respondents are broken down as follows:



Latin America; 13%

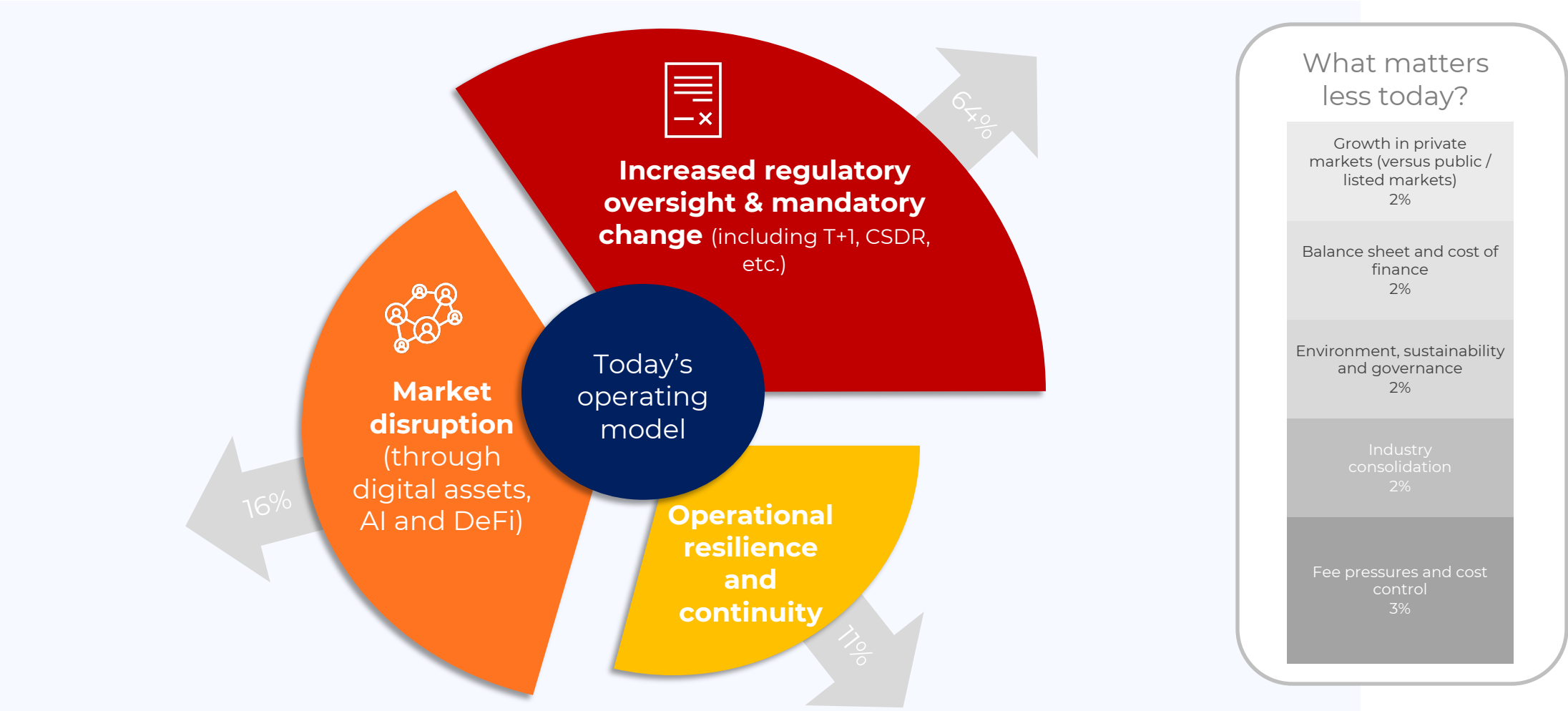
North America; 22%

EMEA; 25%

APAC; 39%

How to make space for regulation, disruption and resiliency in our businesses?

The industry is strongly aligned on 3 core challenges today



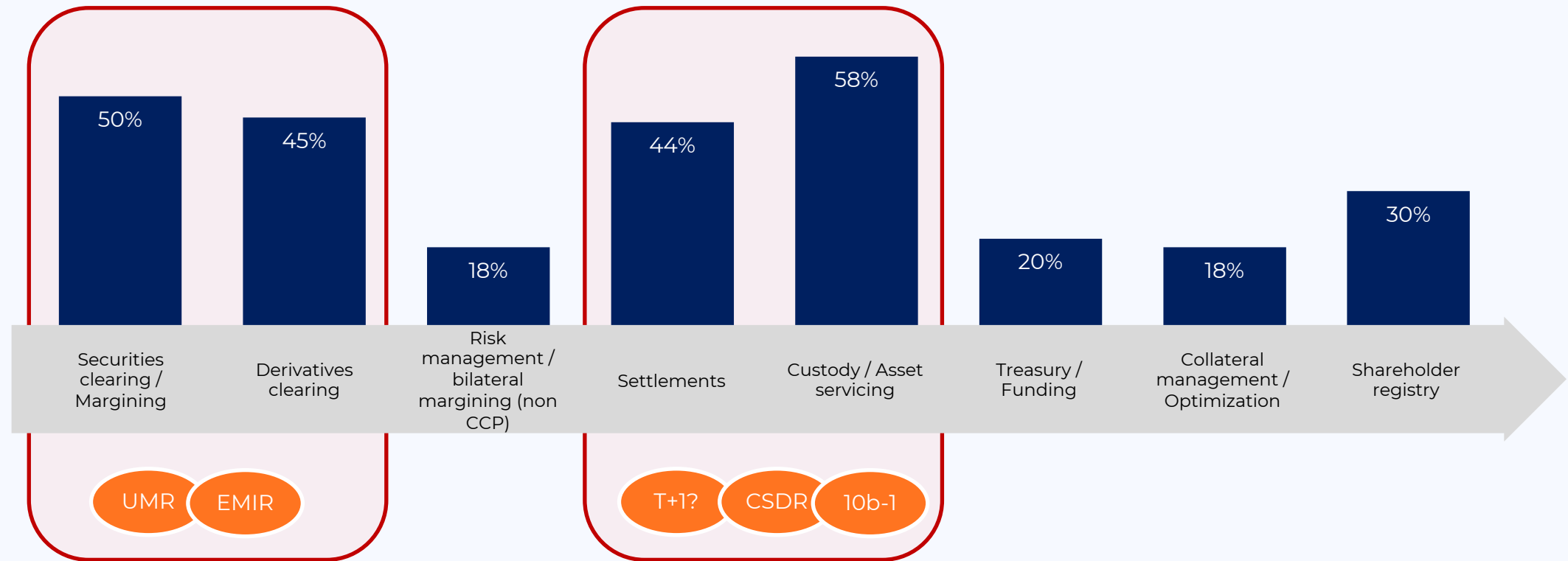
Question: How would you rank the following external trends by importance in driving your strategic agenda? (% of respondents citing each area first)



How to manage out way through a wave of major market transitions?

We face massive industry change risk in the next 5 years – putting our resilience at risk

Industry-wide transitions expected in the next 5 years (by % of respondents in each activity)



Operations strategy in 2023

How to manage survival and still make space for growth?

What is driving **FMI**s' operational strategy?

Management of legacy technology and processes

25%

Talent management (development, retention, etc.)

24%

Expansion into new asset classes and services

18%

Cyber-security

16%

Cost reduction

9%

What is driving **market participants'** operational strategy?

Talent management (development, retention, etc.)

29%

Management of legacy technology and processes

27%

Expansion into new asset classes and services

17%

Cyber-security

16%

Cost reduction

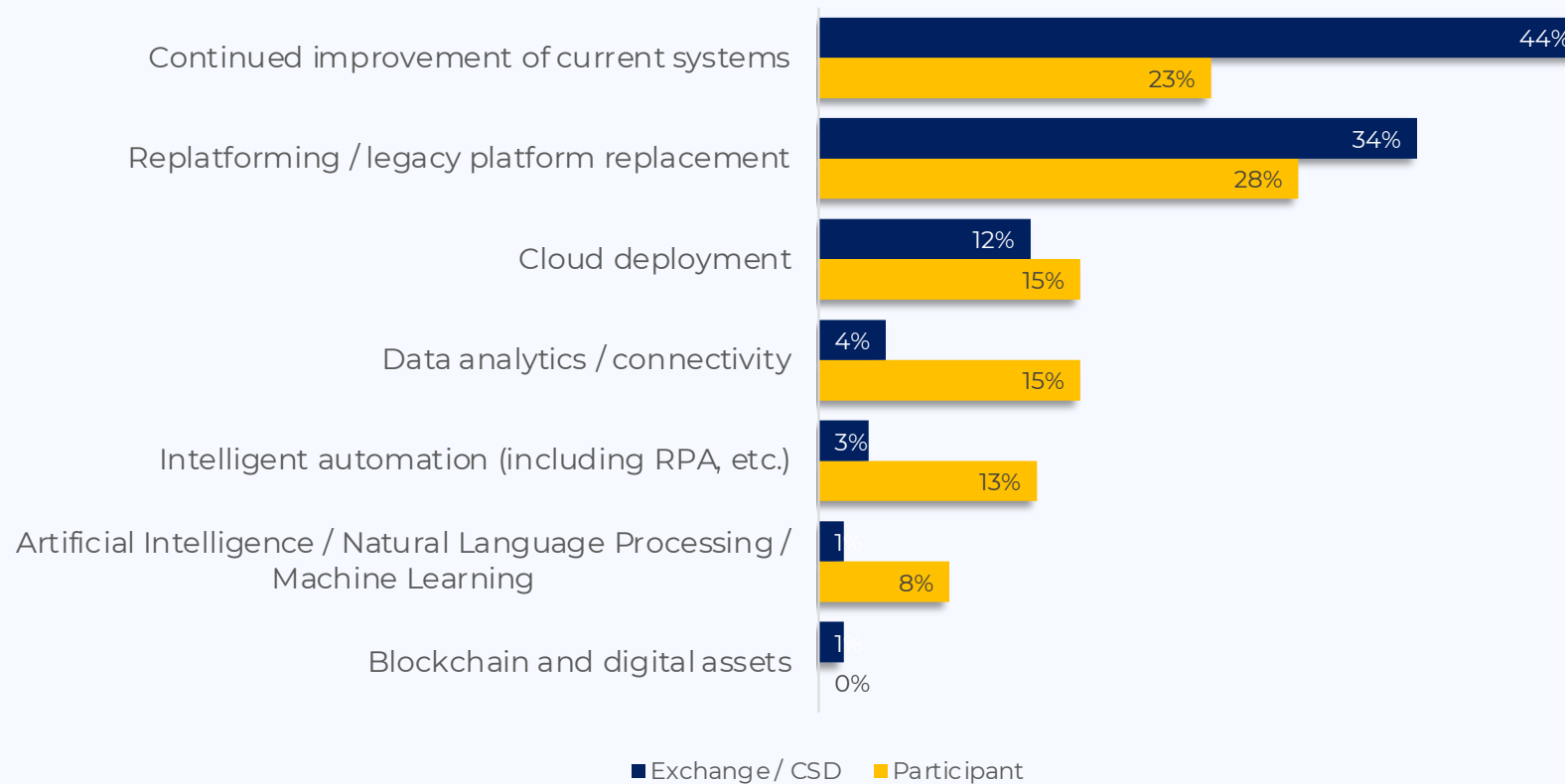
3%



Our project agenda for 2023/2024

Incremental change and survival: is that what market participants need?

How would you breakdown your technology investment for 2023/2024 by the following areas? (% of total spend, average)



78%

of FMI's investment budgets are going on incremental change and legacy transition

34%

of FMI spend is on Legacy replacement. Is that enough?

4x

Market participants are spending almost x4 more on data analytics and automation than FMIs: are they stuck fixing problems that could be resolved up-stream?

8%

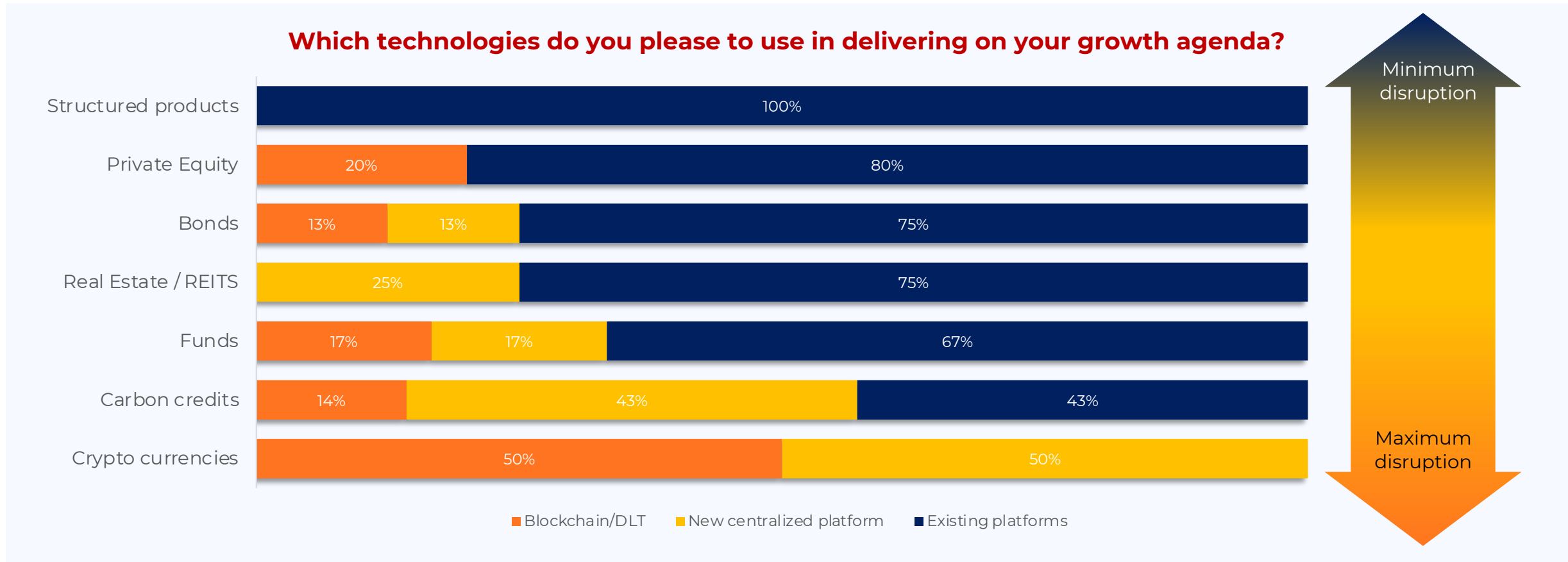
Of market participants are already spending on AI today

1%

Of industry spend is going on blockchain and digital assets

Delivering growth

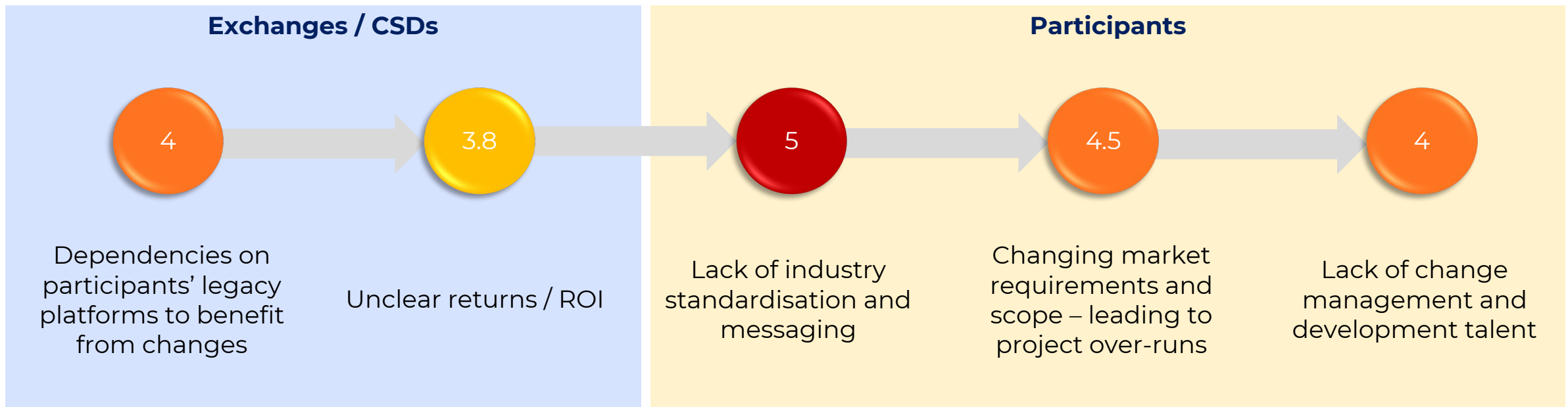
Scaling existing systems – choosing the right technology for the right problem



Delivering growth

Industry coordination on all aspects of change is crucial

Key issues we face in realizing our growth agenda (out of 5)



What next?

Have your say

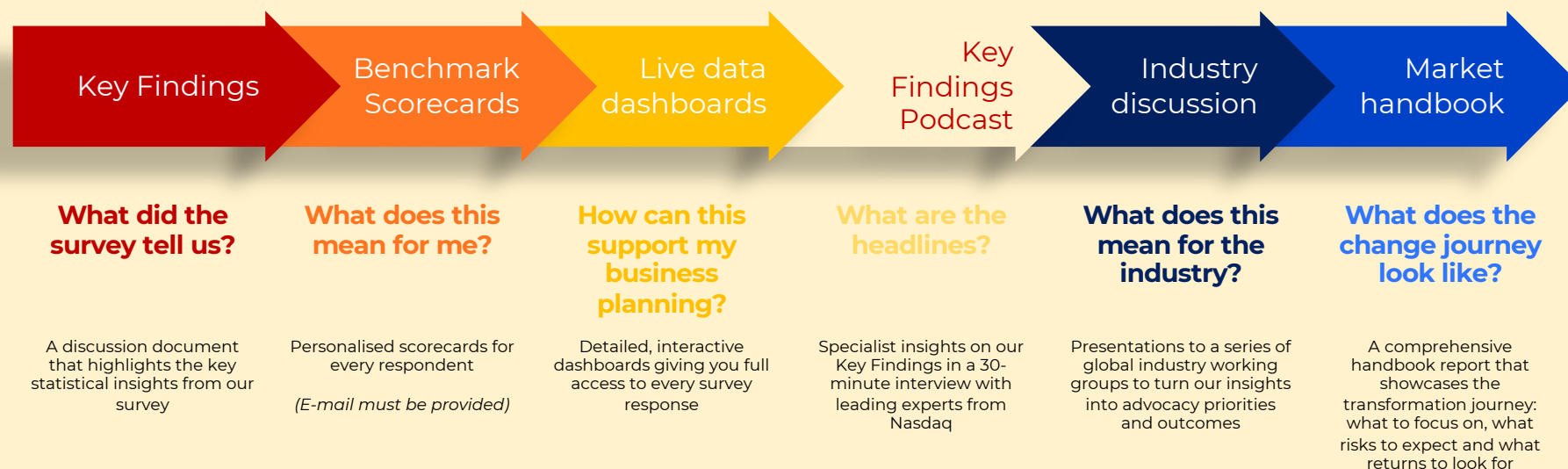
Financial Market Transition

Legacy, Growth and
Collaboration

the ValueExchange



in partnership with





This report has been prepared by The VX (Canada) Ltd. and is provided for information purposes only.

The information contained herein has been compiled from sources believed to be reliable, but, although all reasonable care has been taken to ensure that the information contained herein is not untrue or misleading, we make no representation that it is accurate or complete and it should not be relied upon as such. All opinions and estimates included herein constitute our judgment as at the date of this report and are subject to change without notice.

Unless we provide express prior written consent, no part of this report should be reproduced or distributed. We do not accept any liability if this report is used for an alternative purpose from which it is intended, nor to any third party in respect of this report.

This document must not be considered as an offer to sell or a solicitation of an offer to buy any product, security or service.